

GENERAL INFORMATION

The COSPAR Capacity-Building Workshop and IRI (International Reference Ionosphere) 2015 Workshop will be organized during 2-13 November, 2015 on the campus of King Mongkut's Institute of Technology Ladkrabang (KMITL), Bangkok, Thailand. The theme of the IRI 2015 Workshop is **“Improved Accuracy in the Equatorial Region and Progress Towards a Real-time IRI Model”** and the workshop website is at <http://www.iri2015.kmitl.ac.th>.

COSPAR CAPACITY-BUILDING WORKSHOP

The **first week** during **2-6 November, 2015**, is the COSPAR Capacity-Building Workshop supported by COSPAR. The intent is to teach graduate students and young researchers the basics of ionospheric monitoring and modeling and familiarize the attendants with the most important online databases of ionospheric ground and space data such as LEO satellites, GNSS and web interfaces to ionospheric models. The course includes lectures covering issues related to the equipment and data analysis used to monitor the ionosphere from the ground and from space and the representation of ionospheric parameters in the models like the International Reference Ionosphere (IRI). Lectures will be supplemented by hand-on tutorials and teams of 3-4 students will work on specific modeling problems. The teams will report their activities and present their results in a dedicated session at the end of the workshop.

IRI2015 WORKSHOP

The **second week** during **9-13 November, 2015**, is organized as a regular IRI Workshop where participants present their newest research related to improvements and additions to the IRI model and ionospheric modeling in general. This will provide the students with an opportunity to get to know the leading experts in the field and learn what the most pressing needs today are and goals in ionospheric model development.

SCOPE OF IRI 2015 WORKSHOP

The objective of IRI 2015 Workshop is to provide a venue to bring together a wide audience of academics and researchers from around the world to meet and discuss the latest ideas and present research results related to Space, ionospheric modeling, and IRI improvements and extensions. Special emphasis will be on improvements of IRI in the equatorial region and on the progress towards a real-time IRI. It is also our intention to enhance the research collaboration worldwide. The topics include:

1. Ionospheric observation
2. Ionosphere-Troposphere Coupling
3. Topside and bottomside profiles
4. Global representation of peak parameters
5. Representation of ion composition
6. Representation of plasma temperatures
7. IRI and GNSS
8. Real-time IRI
9. IRI Applications
10. New Inputs for IRI
11. Space Weather Education
12. Effects of Ionosphere on GNSS (aeronautical, satellite, etc.)
13. Space Weather applications (disasters, satellite, communications)

JOURNAL PUBLICATION

The authors of accepted abstract at the IRI 2015 Workshop are encouraged to submit the full paper to the special issue of Journal of “Advances in Space Research.” More information will be given at the conference and afterward.

WORKSHOP VENUE



The location of the **COSPAR Capacity Building** is at **Computer Room #3 on the first floor of the Engineering Instructional Building** (the *last* room on the right corridor of the 1st floor).

The venue of the **IRI 2015 Workshop** is at the **Auditorium #3, Engineering Instructional Building**.

KMITL is located in Lat Krabang District, about 5 km from the Suvarnabhumi International Airport (approximately 25-30 kilometers in the eastern direction from downtown of Bangkok). The campus has a local train station (Phra Chom Klao station) right in the center of campus. The Workshop venue is about 10 minutes by walking from Phra Chom Klao station, 5-10 minutes by taxi from the neighboring hotels around KMITL, and 30 minutes by walking from the hotels around KMITL to the Workshop Venue.

CLOTHING SUGGESTION

The typical temperature in November is around 30 degrees celcius (90s F) with higher humidity than the mid-latitude countries. Although in November, the weather may be a bit cooler with lower humidity, actual weather condition may vary. Thin or cotton clothes are generally recommended. Light-weight linen and rayon are equally comfortable. In addition, since strong sunlight is normal, be sure to wear the sun block lotions or even use umbrella (it is normal here), if preferable. During the conference, long pants and shirts/polo shirts are recommended. Jeans can possibly get by, but please do not wear T-shirts, shorts or sandals since the locals deem such dressing inappropriate in university. Both the Computer Room #3 and the Auditorium #3 are air-conditioned and some participants may wear a jacket in the conference venue.

Important: During the Welcome session of the Her Royal Highness Princess Maha Chakri Sirindhorn on 13th November, 2015, from 08.00-09.40 am, **please wear polite clothes, jackets or National dress**. All participants to the IRI 2015 Workshop have been *personally* invited by the KMITL President and we have already reserved the space at the Pavilion for you in front of the new KMITL Conventional Hall, about 10-minute walk to the Workshop Venue.

REGISTRATION AND ACCOMODATION

WORKSHOP REGISTRATION

The COSPAR Capacity-Building Workshop and IRI 2015 Workshop are supported by both financial sponsors and technical sponsors, therefore, there is NO registration fee for participating the COSPAR Capacity-Building Workshop nor the IRI 2015 Workshop.

REGISTRATION DESK

The registration area of the COSPAR training session is in front of Computer Room #3 on the First Floor of the Engineering Instructional Building (12-storeys).

The registration area of the the IRI 2015 Workshop is located in front of the Auditorium #3 of the Engineering Instructional Building (12-storeys),

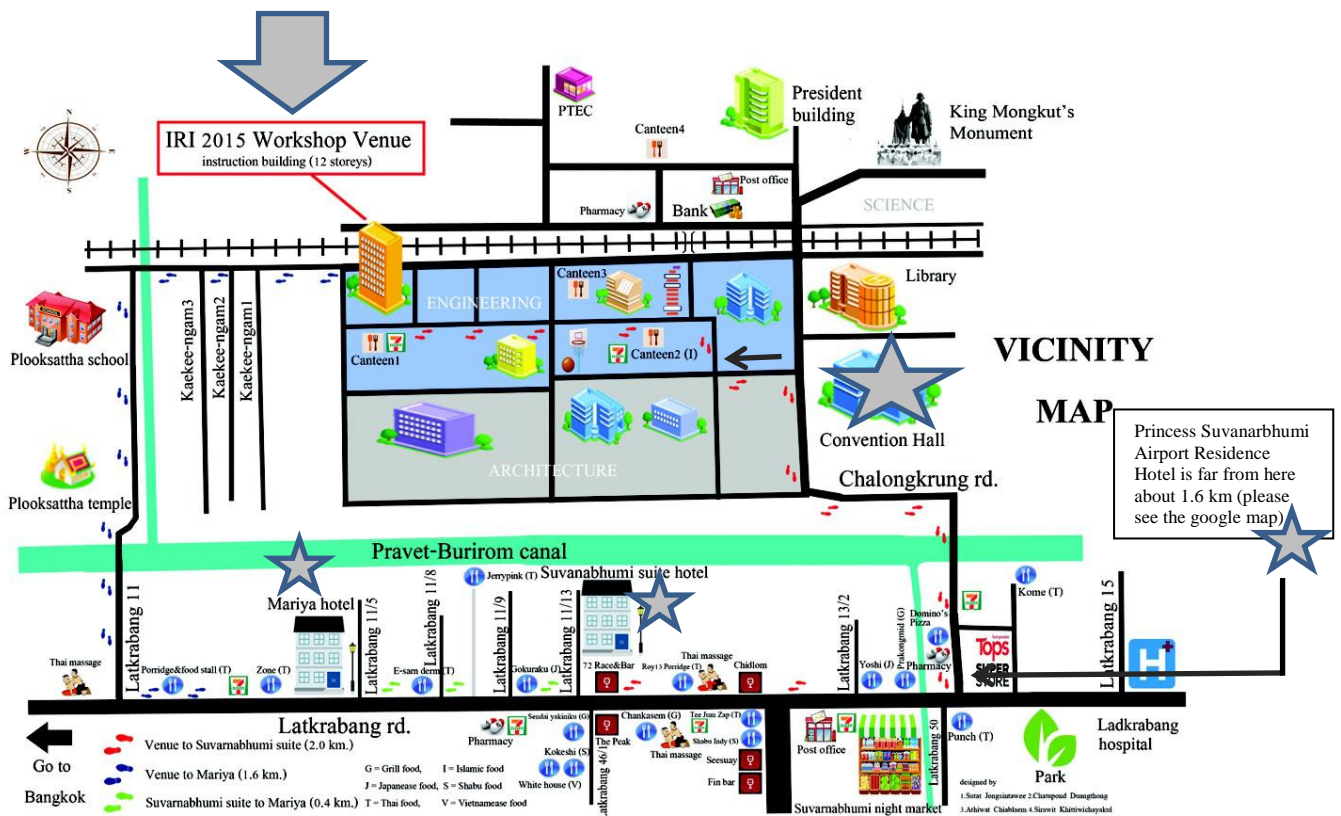
BADGE POLICY

At the registration, a personalized name badge with a Wi-Fi account and some useful information such as Vicinity Map will be provided to all participants.

HOTEL ACCOMODATION

A collection of nearby hotels can be found following the "Accommodation" link on the IRI 2015 web site (URL: <http://www.iri2015.kmitl.ac.th/index.php/travel-info/accommodation>). There are 3 nearby otels to suggest as stated below; however the presenters can reserve any hotels freely. As for three suggested hotels, all the rates include breakfast and round trip transfer at Suvarnabhumi Airport. Note

that the meeting point is between Gate 3 and 4 on the second floor and please find signboard named IRI2015.



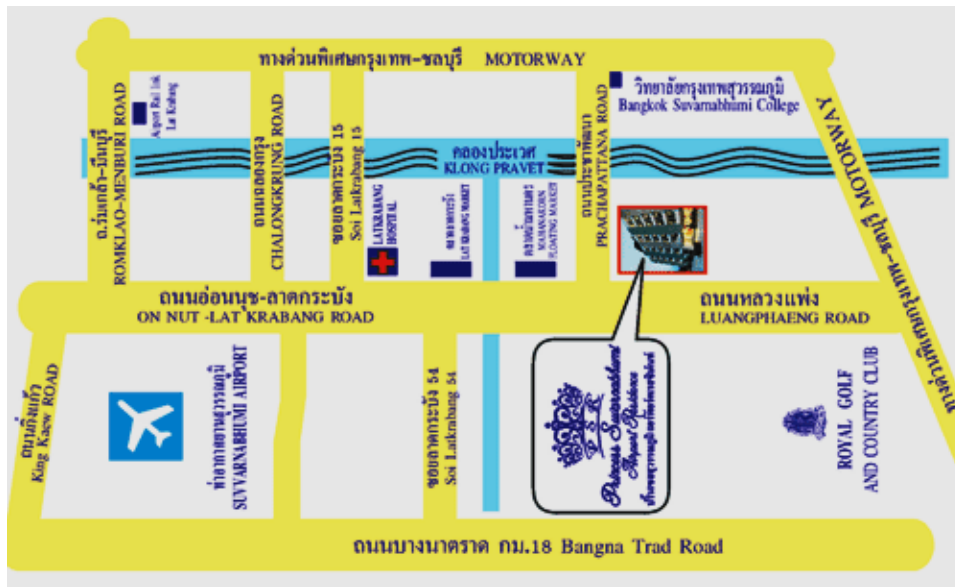
Room Types and Rates are shown below:

Room Types	Room Rates
Superior – Double	1,300 THB/night
Superior – Twin	1,300 THB/night
Deluxe – Double	1,700 THB/night
Deluxe – Twin	1,700 THB/night

Email: rsvn@suvarnabhumisuite.com or info@suvarnabhumisuite.com , Tel +(66) 23274444

Princess Suvarnabhumi Airport Residence Hotel

Note that Princess Suvarnabhumi Airport Residence Hotel is far from Soi Latkrabang 15 about 1.6 km (please see the google map)



Room Types and Rates are shown below:

Room Types	Room Rates
Superior – Double	1,200 THB/night
Superior – Twin	1,200 THB/night

Email: princessairport111@gmail.com , Tel +(66) 21729919

Mariya Boutique Residence Hotel



Room Types and Rates are shown below:

Room Types	Room Rate
Superior – Double	1,200 THB/night
Deluxe – Double	1,400 THB/night
Deluxe – Twin	1,400 THB/night

Email: reservation@mariyahotel.com , Tel +(66) 23267854(-55)

PRESENTATIONS

The presentations will be held in the second week during November 9-13, 2015 which is organized as a regular IRI Workshop with scientists presenting their newest research related to improvements and additions to the IRI model, ionospheric monitoring and modeling. Presentations consist of oral and poster sessions. The formal language for all presentations is English. The details of each session are as follows:

ORAL SESSION

The oral sessions are aimed to exchange knowledge and promote discussions among the participants. The speakers should limit their talk to 10-12 minutes and 3-5 minutes for questions and discussions. A laptop computer and a projector will be available for the oral sessions. Authors are expected to bring their presentation files and a backup copy on USB flash memory, along with their own laptop computer in the case of USB flash memory failure. Around 10-15 minutes prior to the session, authors should copy his/her files to the provided computers or test the connection of his/her notebook computers.

POSTER SESSION

The poster session is essential to this workshop and the poster presentation in the Session #10. It is held on Thursday, November 12th, 2015, during 15:30-17:30 LT on the 1st floor of the Engineering Instruction Building, King Mongkut's Institute of Technology Ladkrabang (KMITL). Please post your poster at the assigned board starting from the *first day* of the Workshop and remove it after the conference is finished. The tapes and scissors will be provided.

TRAINEE PRESENTATIONS

Trainees participating in the COSPAR Capacity-Building Workshop have been divided into several groups during 2-6 November, 2015. Each group is invited to present the research/study results during Session #9 which is scheduled on Thursday, November 12th, 2015, during 13:30-15:00 LT. The IRI 2015 participants have been invited to participate and join the discussions during this session.

Note: Since a large number of abstracts were submitted in the IRI 2015 Workshop and they highly exceed highly our limited time slots to host the oral presentation, we thus need to change presentation types of a few authors. Please note the this decision is NOT based on the quality of the abstracts, but rather on the flow of the Technical program or allowing more countries to be able to participate in the oral presentation. Please check the Final Technical Program on the Website

SOCIAL PROGRAM

1. COSPAR CAPACITY-BUILDING WORKSHOP

Ice Breaker

The Ice Breaker is held on Sunday, November 1st, 2015, during 18:30-21:00 LT. It is the first informal meeting where the lecturers and trainees will meet altogether before starting COSPAR Capacity-Building Workshop on the next day. All of them should introduce themselves and state something about their experience and intention to the COSPAR Capacity-Building Workshop and the IRI 2015 Workshop. We will wait for all of you at the lobby of Suvarnabhumi Suite Hotel at 18.00 hr, and then walk together to the small restaurant.

Opening Session

For COSPAR Capacity-Building Workshop, the opening ceremony is held during the period of 09:00-09:30 LT on the morning of Monday, November 2nd, 2015.

Excursion

The Excursion for COSPAR Capacity-Building Workshop will be at **Ladkrabang Satellite Ground Station** on Thursday, November 5th during 09:00-12:00 LT. It is located near to the Workshop venue.

2. IRI 2015 WORKSHOP

Opening Ceremony

For IRI 2015 Workshop, the opening ceremony is held on Monday, November 9th, 2015, from 09:00 - 09:45 LT, followed by the appreciation certificate presentation to sponsors and then the group photo.

Welcome Reception

The welcome reception is held on Monday, November 9 during 17:05-20:00 LT (the first day of IRI 2015 Workshop). We prepare a cocktail party for all participants at the **ARCHITECTURAL CONVENTION HALL** where is about 200 meters from the Workshop Venue as seen on the map.



Lunch and Coffee Services

Lunch and break will be available for all IRI 2015 participants in front of the Auditorium area. The buffet lunch will be provided with the vegetarian and halal options. Coffee and drinks will be available during the conference.

Dinner

The IRI 2015 Workshop does not provide dinner to participants except at the Welcome session (light snacks) on Monday and the Workshop banquet on Wednesday. For other days, you have ample options as follow.

1. Since the Workshop venue is close to several canteens, coffee shops and convenience stores, you can purchase light or heavy dinner here, the food generally costs about \$1.2 – \$1.5.
2. The Kay-Kee college street (about 5-minute walk) also has plenty of local food.
3. The Ladkrabang Road near your hotels is surrounded by local eateries, restaurants and pubs. There is also a TOP supermarket nearby. The neighborhood is especially lively at night time.
4. 7-11 convenience store has light snacks and food available
5. You can stroll around the Suvarnabhumi Night Market near your hotel as well.

Workshop Excursion

The IRI 2015 Workshop excursion is at the **Ladkrabang Satellite Ground Station (GISTA) and PTEC** on Wednesday, November 11th, 2015, during 13:30-17:00 LT. They are located near the Workshop venue.

Workshop Banquet (Chaopraya River Cruise)

The IRI 2015 Workshop banquet is scheduled on Wednesday, November 11 during 19:00- 21:30 LT. The boat will leave from from **Yod Pimaan Pier** near the **Pakklongtalad Market (the city flower market)**. A bus service to Yod Pimaan Pier is scheduled to leave after the IRI 2015 Workshop excursion around 16:30 LT. Ticket charges are free for all presenting participants except the accompanying persons who need to pay about \$US 25 (\$US1 is about 35 bahts). Bookings can be reserved at the Workshop venue. If you plan to arrive at the Yod Piman Pier yourself, please show up at the registration desk by 19.00 LT. After the Banquet, the bus will bring all the participants back to your hotels in KMITL areas.

Welcome Session for Her Royal Highness Princess Maha Chakri Sirindhorn

On Friday, November 13 during 08:00-09:45 LT, all participants have been graciously invited to welcome Her Royal Highness Princess Maha Chakri Sirindhorn's visit at the Pavilion in front of the new KMITL Conventional Hall. This event is our great honor to welcome Her Royal Highness on our campus. After the event, we will proceed to the Workshop Venue to start the first session.

Final Discussions and IRI Business Meeting

The last duration of the Session #12 is devoted to the final discussions and IRI business meeting. It is scheduled on Friday, November 13th, 2015, during 12:15-13:00 LT. The IRI 2015 participants have been invited to participate and discuss altogether in this session.

TOUR PROGRAMS

No tour programs are provided in this Workshop. If anyone is planning to travel, please read more details beneath the title "**TRANSPORTATION TO DOWNTOWN BANGKOK**" which is the information provided above **OR** ask some Thai people to give some information to travel in Bangkok.

ACCESS TO IRI 2015 WORKSHOP VENUE

FROM THE SUVARNABHUMI SUITE HOTEL OR MARIYA BOUTIQUE RESIDENCE HOTEL TO VENUE

Option 1: Free Shuttle Bus

The Workshop provides morning shuttle bus from these hotels to the Workshop venue as well as the evening shuttle bus on the way back.

Option 2: On Foot

It is generally safe to walk near or around the campus even at night time. However, you may find that car drivers and especially motorcycle riders may drive rather fast and are not as courteous as those in many countries.

From Mariya Boutique Residence Hotel:

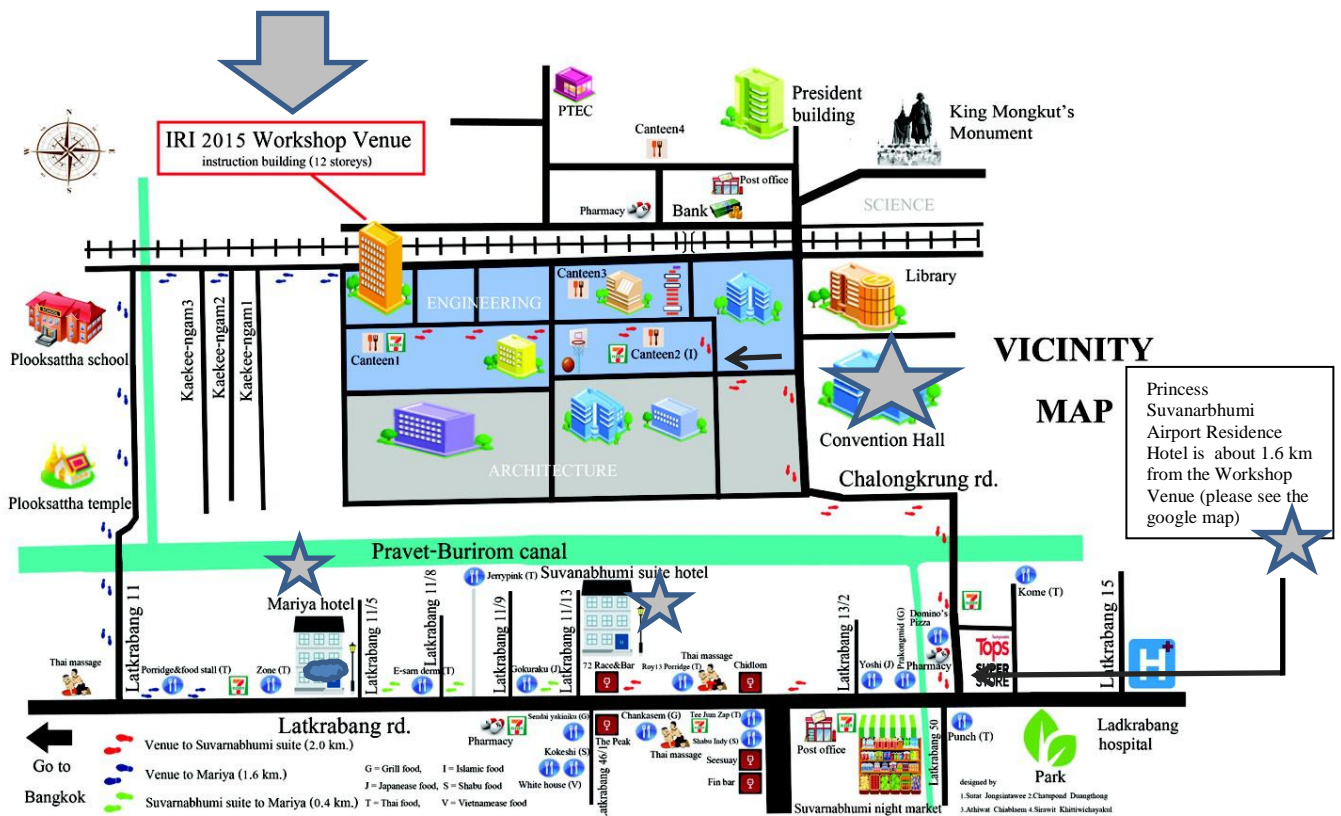
It is located on Ladkrabang Road near Ladkrabang Lane 11/5 (small gray star on the left side of the map below). The participants can walk toward the Workshop venue and come back the hotel by either 1) walking on Ladkrabang 11 Lane **OR** 2) walking on Ladkrabang Road toward the Suvanarbhumi Suite Hotel, then turning left, and going straight ahead on Chalongkrung Road for about 1 km. The Workshop venue is located in the Faculty of Engineering areas of the the gate is opposite to the new KMITL Convention hall (big gray star on the map). From this gate, it will be a 10-minute walk) The No.1 option is the path with small blue arrows on the left side of the map. Although it is shorter than the No.2 option, the No.2 option is, easier to walk.

From Suvanarbhumi Suite Hotel:

It is located on Ladkrabang road near Ladkrabang Lane 11/9 (small gray star in the middle of the map below). The participants can walk toward the Workshop similar to the directions given from the Mariya Boutique Residence Hotel. Please look at the small red arrows on the right side of the map.

From Princess Suvanarbhumi Airport Residence Hotel:

It is also located on Ladkrabang Road near Ladkrabang Lane 19. Although it does not appear on the map, its location is shown with a small gray star on the right side of the map below. The participants can walk toward the Workshop venue by walking downward on the Ladkrabang road as well.



Option 3: Taxi (All taxis are metered)

Tell the driver you need to go to “Prajomklao Ladkrabang” or “Techno” (Thai name) or King Mongkut’s Institute of Technology Ladkrabang (English name) and show the map above. The taxi fare is about 40-50 bahts (\$1.2 – \$1.5).

Option 4: Bus

- From Suvanabhumi suite Hotel AND Mariya Boutique Residence Hotel**
 Take the small bus No. 1013 (as shown below) at the bus stop in front of the hotels to the bus stop opposite KMITL Convention hall – gray star in the above map) and then walk into Faculty of Engineering areas following to a black arrow toward the Engineering Instruction Building (12-storey building). The bus fare is 11 bahts (30 cents). **Note:** The bus number 1013 is the small bus as shown in figure below, **Warning: DO NOT GET ON THE “BIG” BUS NO. 1013.**



- **From Princess Suvanarbhumi Airport Residence Hotel**

It's easy to take the **WHITE MINI-BUS** (Huatakae - IPLACE) as shown in the figure below at the bus station which is located at the opposite side of the hotel. The minibus fare is 7 bahts.



From downtown

All taxis are metered taxis. You can wave to any passing taxis, or ask the hotel concierge to call taxis for you. Additionally, you can use 'GrabTaxi', 'Uber', or 'All Thai Taxi' mobile applications to reserve metered taxis. In this case, a surcharge of 25-35 bahts are typically added to the actual metered fare.

Option 1: Taxi (All taxis are metered)

Tell the taxi driver that you want to go to Prajomklao Ladkrabang (Thai name) or King Mongkut's Institute of Technology Ladkrabang (English name). From downtown Bangkok, the fare is about 200-250 bahts (excluding the expressway fares if used)

Option 2: Airport Rail Link + Taxi

1. Take the Airport Rail Link to Ladkrabang Station (Please look at the map beneath titled "TRANSPORTATION TO DOWNTOWN BANGKOK and subtitled "PUBLIC TRANSPORTATION MAP" in the next topic). Once you arrive this station, go downstairs to Level 1, there will be a TAXI stand.
2. Take the taxi to KMITL. The distance is around 4-5 km. The taxi fare is about 70 bahts (\$US 2).

From airport (Taxi only)

When arriving the airport, proceed to Level 1 (the taxi stand). Tell the driver you need to go to Prajomklao Ladkrabang (Thai name) or King Mongkut's Institute of Technology Ladkrabang (English name). The taxi fare is about 80 bahts. **Note that** an airport fee of 50 baht is charged on top of the taxi meter fee.

From Jinda village or Area Surrounding Ladkrabang hospital or Top Supermarket

Option 1: Mini-Bus

It's easy to take the **WHITE MINI-BUS** (Huatakae - IPLACE) as shown in the latest figure above at the bus station which is located on the opposite side of the hotel. **Note that** this hotel is far away from Soi Latkrabang 15 on the right hand about 1.6 km which disappear in the map above. The minibus fare is 7 baht.

Option 2: Taxi

Tell the taxi driver that you want to go to Prajomklao Ladkrabang (Thai name) or King Mongkut's Institute of Technology Ladkrabang (English name). The taxi fare is about 40 baht.

TRANSPORTATION TO DOWNTOWN BANGKOK

PUBLIC TRANSPORTATION MAP



BTS

The BTS "Skytrain" as it's commonly called is a cheap and convenient way to get around Bangkok above the fray. There are two lines currently in operation with a central hub in Siam Station, home to an endless variety of shopping, hotels, and restaurants. **The train runs from 06:00 LT to 24:00 LT every day.**

BTS Skytrain Passes

One-day pass 140 baht (about 4 us dollar)

1. Valid for unlimited rides on the date of issue or registration only
2. Non-refundable
3. Available at all BTS Ticket Offices

Single Journey Ticket

1. This ticket is valid for a single journey, with fare according to chosen destination. **(Ticket starts 15 baht up to 42 baht per journey)**
2. Valid for travel on date of purchase only.
3. Ticket will be retained at an Automatic Gate upon exit.
4. Single Journey Tickets can be purchased at any Ticket Issuing Machine (TIM), Integrated Ticketing Machine (ITM) and Ticket Vending Machine (TVM).

Link : <http://www.bts.co.th/customer/en/main.aspx>

MRT

The Metropolitan Rapid Transit, or MRT, is Bangkok's underground train system and another inexpensive and comfortable way to elude the masses when commuting in Bangkok. As with the BTS, MRT is easy to access and equally easy to navigate, and the two rail systems synch up at three main transfer stations: Silom (MRT)/Sala Daeng (BTS), Sukhumvit (MRT)/Asoke (BTS), Chatuchak Park (MRT)/Mo Chit (BTS). The MRT also operates from 06:00 LT to 24:00 LT every day.

One Day Pass

1. One day unlimited trips (Since the 1st entering in the paid area to midnight of the that day)
2. Issued at Ticket Office
3. The card can be used in all 18 MRT stations Cost 120 Baht
4. No Deposit, Non-addable and Nonrefundable

Unlimited 3 consecutive days

1. Unlimited 3 consecutive days travel (Since the 1st entering in the paid area to midnight of the 3rd day)
2. Issued at Ticket Office
3. The card can be used in all 18 MRT stations Cost 230 Baht
4. No Deposit, Non-addable and Nonrefundable

Single Journey Token

1. This ticket is valid for a single journey, with fare according to chosen destination. **(Ticket starts at 16 baht up to 42 Baht per journey)**
2. Valid for travel on date of purchase only.
3. Ticket will be retained at an Automatic Gate upon exit.

Link : <http://www.bangkokmetro.co.th/>

AIRPORT RAIL LINK

Rounding out Bangkok's trio of commuter rail systems is the Airport Rail Link, a straight shot running east for 30 km from just north of downtown to Suvarnabhumi International Airport and back. Airport link runs from 06:00 LT to 24:00 LT every day as well. **(Ticket starts at 15 baht, up to 45 Baht per journey)**

Link : <http://www.srtet.co.th/th/>

TAXI

In Bangkok, one word comes to mind with respect to taxi cabs, and that's "everywhere." A litany of pink, yellow, blue and other colorful "**taxi-meters**" ferry locals and tourists around the city, at rates so low you may not believe it. Fares start at a meager 35 Baht (**just over \$1 US**), and it's not uncommon to ride an hour or more across the city for just a few bucks. On arrival, you'll have to pay the fare on the meter, plus an airport surcharge of 50 baht that is not shown on the meter. Typical cost: 250 to 400 LT bahts in total (including metered fare, surcharge and tolls) depending on distance and traffic conditions and not include tollway or expressway. You used **Grab Taxi** or **Uber Taxi** to travel everywhere, with easy booking through mobile application, to pay in cash or use a credit card for your ride. Fares start at 35 bahts and additional surcharge for booking is 35 bahts.

LOCAL TRAIN

1. The local train timetable from Lat Krabang station to Phra Chom Klao (KMITL) station starts at the local times (LT): 6.55, 7.31, 8.06, 8.51, 11.02, 12.57, 13.42, 16.12, 17.21, 17.58, 18.34, 19.11 and 19.22 (last time). Note that Lat Krabang station of the local train is connected to Airport Rail Link (Lat Krabang station). The ticket charge is about 10 bahts.
2. On the other hand, the local train timetable from Phra Chom Klao (KMITL) station to Lat Krabang station starts at the local times (LT): 6.02, 6.28, 7.04, 7.37, 8.07, 9.14, 11.10, 13.18, 14.37, 16.12, 17.09 and 18.45 (last time).

Link : <http://www.railway.co.th/home/Default.aspx>

ACCESS TO DOWNTOWN BANGKOK FROM SUVARNABHUMI AIRPORT

Located on the 15th kilometer of Bangna-Trad Road, just 25 kilometers from downtown Bangkok, Suvarnabhumi Airport is easily accessible via a series of 5 highways both directly from Bangkok and its surroundings. Access roads include:

1. AIRPORT SHUTTLE BUS

Free shuttle bus service is provided for passengers and airport staff. Express route connects the main terminal directly to the transport center. Ordinary route connects to other airport facilities. For passenger convenience shuttle buses serving Suvarnabhumi airport are low-floor type.

2. PUBLIC TAXI

Public taxis can be found on 1st floor (Arrivals).

- Contact Taxi counter, Level 1 - Ground Level, near entrances 3, 4, 7 and 8.
- Pick up area: taxi stand Level 1 - Ground Level
- Taxi fare: metered taxi fare plus 50 Baht airport surcharge, and expressway fees.
- Passenger drop off at Departures (level 4 - outer curb)

3. PUBLIC BUS

11 Bus routes operated by BMTA serve the airport's dedicated bus terminal. There are also direct long-distance services to Pattaya, Talad Rong Kluea and Nong Khai

- No.549 - Suvarnabhumi Airport - Minburi
- No.550 - Suvarnabhumi Airport - Happy Land
- No.551 - Suvarnabhumi Airport - Victory Monument (Expressway)
- No.552 - Suvarnabhumi Airport - On Nut BTS station
- No.553 - Suvarnabhumi Airport - Samut Prakan
- No.554 - Suvarnabhumi Airport - Don Muang Airport (Expressway)
- No.555 - Suvarnabhumi - Rangsit (Expressway)
- No.556 - Suvarnabhumi - Southern Bus Terminal (Expressway)
- No.557 - Suvarnabhumi - Suvarnabhumi - Wongwien Yai
- No.558 - Suvarnabhumi - Central Rama 2
- No.559 - Suvarnabhumi - Future Park Rangsit

4. PUBLIC BUS SERVICE TO OTHER PROVINCES:

- No.389 - Suvarnabhumi Airport - Pattaya
- No.390 - Suvarnabhumi Airport - Talad Rong Kluea
- No.390 - Suvarnabhumi Airport - Nong Khai

5. SHUTTLE BUS EXPRESS ROUTE:

1. Passenger terminal
2. Car rental center
3. Public transportation center and bus terminal

Link : <http://bangkok.sawadee.com/airport/trans.htm>

WHERE TO GO ?

Thailand is a regional hub in Southeast Asia, favored by both leisure and business travelers for its unparalleled natural beauty and diversity. Its mountains, streams, forests, parks, beaches, islands and coastline provide opportunity for an endless variety of activities and attractions. In the cities, tourists are often struck by the combination of ancient traditions side-by-side with every modern amenity you could ask for, seduced by the many charms of the warm, service-oriented locals.

The country is usually classified into five geographical regions, each with distinct culture, history, geography, and attractions.

The central region, which includes Bangkok, is often called the "rice bowl" of Thailand owing to its being the most fertile area of the country. It is also chock full of historical sites, ornate Buddhist architecture, and still persisting traditional ways of life. Key destinations include Ayutthaya, the ancient capital; Hua Hin, a laid-back beach town 150 km from Bangkok; and Amphawa, a traditional floating market near Samut Songkhram.

The northern region is mountainous and is the most heavily forested area of the country. Trekking, motorcycle touring, visiting hill tribe villages, and mountain climbing top the list of activities for visitors. A rich cultural and historical tapestry in the region makes northern Thailand one of the most interesting places to visit in Thailand. Chiang Mai, Chiang Rai, the Golden Triangle, and Sukhothai top the list of must-see locations.

Thailand's northeast – known as Isan – is a region of 20 provinces that offers an easy-going lifestyle steeped in traditions with unique food, culture, and even language due to a strong influence from neighboring Laos. Visitors to Isan experience fantastic temples, amazing national parks, wild and exotic festivals and celebrations, and true immersion into the Thailand of old.

The southeast, which is comprised of hilly countryside and coastline from Bangkok to the Cambodian border, is characterized by beaches, national park land, delicious fruit, seafood, and a relaxed pace. The region is geared towards tourism and in fact is home to Thailand's largest tourist-oriented city, Pattaya. A slew of beautiful offshore islands attract sea-lovers from abroad and all over Thailand, too. Like the north, this area of the country is a great spot for the outdoorsman.

The southern region is all about the sun-and-fun options that Thailand has in spades. Up and down the Gulf of Thailand and the Andaman Sea, beaches and resorts tempt visitors with a dizzying array of seaside fun. Phuket is perhaps the most famous, but there are countless places to escape and indulge in your beach-bum fantasies. There are also some important cities, such as Hat Yai, which is a melting pot of cultures and a great place to get off the beaten path.

WEATHER

Thailand has a subtropical climate. Temperatures in Bangkok are typically warm and humid. The cool season period is from October to February. In November, the average temperature in Thailand (Bangkok) is 28°C (82°F), comprised of an average high of 31°C (87°F) and low of 24°C (75°F). The average rain fall is 40 mm. Thus, the clothing should be comfortable clothes. To protect your skin from sunburn or some unexpectedly rain, we suggest you to keep an umbrella during this time.

